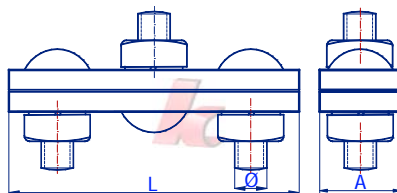
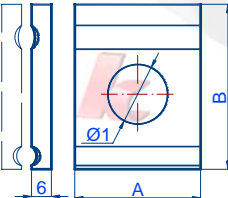


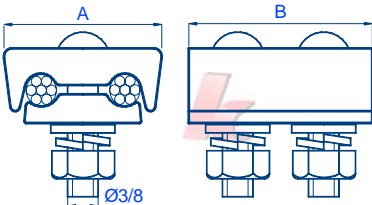
**GRAMPAS DE FIJACIÓN – Cable de Acero**

**MATERIAL NORMALIZADO**

| Tres Bulones   |                                    |           |
|--|------------------------------------|-----------|
| Dimensiones  | Código                             |           |
|  | MN-190                             | MN-191    |
| A  | 42                                 |           |
| Ø  | 5/8                                | 1/2       |
| L  | 150                                | 100       |
| Rango fijación   | 7.5 – 10.5                         | 4.8 – 7.5 |
| Peso (Kgr)   | 1.050                              | 0.750     |
| Uso  | Fijación-Rienda c/ MN-100 / MN-101 |           |
|  |                                    |           |
| Material   | Acero F24 – IRAM IAS U500-503      |           |
| Recubrimiento  | Cincado por inmersión en caliente  |           |

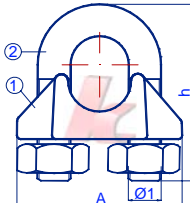
| Un Bulón   |                                   |           |
|--|-----------------------------------|-----------|
| Dimensiones  | Código                            |           |
|  | MN-194                            |           |
| A  | 38                                |           |
| Ø1   | 18                                |           |
| B  | 50                                |           |
| Rango Fijación   | Portante                          | Acometida |
|  | 7.5 – 10.5                        | 4.8 – 7.5 |
| Peso(Kgr)  | 0.200                             |           |
| Uso  | Acometida- Puesta tierra- neutro  |           |
|  |                                   |           |
| Material   | Fundición Maleable                |           |
| Recubrimiento  | Cincado por inmersión en caliente |           |

| Dos Bulones    |                         |          |
|----------------|-------------------------|----------|
| Dimensiones    | Código                  |          |
|                | KCGPH-35                | KCGPH-70 |
| A              | 32                      | 45       |
| B              | 40                      | 55       |
| Rango Fijación | 25 – 35mm2              | 50-70mm2 |
| Peso (Kgr)     | 0.150                   | 0.370    |
| Uso            | Puente cable de guardia |          |



The technical drawing illustrates the two models of the Dos Bulones clamp. The left model, labeled 'A', has a width of 32mm and a height of 40mm. The right model, labeled 'B', has a width of 45mm and a height of 55mm. Both models feature two mounting holes with a diameter of Ø3/8. A red arrow points to the mounting holes in the right model.

| Material      | Fundición maleable                |
|---------------|-----------------------------------|
| Recubrimiento | Cincado por inmersión en caliente |

| A Horquilla   |   |
|---|---|
| Dimensiones   | Código  |
|   | MN-200  |
| A   | 45  |
| Ø1  | 3/8   |
| h   | 50  |
| Peso(Kgr)   | 0.130   |
| Uso   | Unión MN-100 / MN101  |
|  |   |
| Material  | 1- Fundición Maleable<br>2- Acero F-20<br>IRAM IAS U500-503 |
| Recubrimiento   | Cincado por inmersión en caliente                           |